

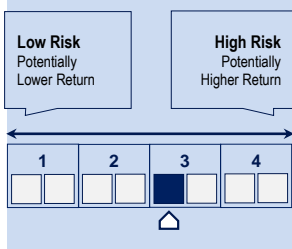
Schroder Dana Kombinasi

All data expressed as of 30 June 2020

Fund Category: Balance

Effective Date	21 December 2004
Effective Statement	S-3798/PM/2004
Launch Date	27 December 2004
Currency	Rupiah
Unit Price (NAV per Unit)	IDR 3,992.98
Fund Size	IDR 992.6 billion
Minimum Initial Investment	IDR 100,000 *
Number of Offered Units	3 Billion Units
Valuation Period	Daily
Subscription Fee	Max. 2.00%
Redemption Fee	Max. 1.00%
Switching Fee	Max. 1.00%
Management Fee	Max. 1.50% per annum
Custodian Bank	HSBC, Jakarta Branch
Custodian Fee	Max. 0.25% per annum
ISIN Code	IDN000000205
Main Risk Factors	Risk of Deteriorating Economic and Political Conditions. Risk of Decrease In Investment Value. Risk of Liquidity. Risk of Dissolution and Liquidation.

Risk Return Profile



About Schroders

PT. Schroder Investment Management Indonesia ("PT. SIMI") is a 99% owned subsidiary of Schroders Plc. headquartered in the United Kingdom. Schroders started its investment management business in 1926 and managed funds approximately USD 662.6 billion (as of December 2019) for its clients worldwide. PT. SIMI manages funds aggregating IDR 63.46 trillion (as of June 2020) for its retail and institutional clients in Indonesia including pension funds, insurance companies and social foundations.

Investment Objective

The Investment Objective of Schroder Dana Kombinasi is to achieve income growth through active portfolio management in equity securities, debt securities and money market instruments including deposits, depending on Indonesian economic backdrop and with focus on investment risk.

Asset Allocation **

Equity:	1% - 30%
Debt:	49%-79%
Money market & deposits:	1%-50%

Portfolio Breakdown

Equity:	2.30%
Debt:	84.88%
Money market & deposits:	12.82%

Top Holdings

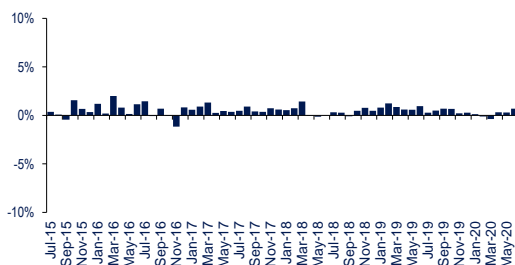
(In Alphabetical Order)

FR0053 (Bond)
FR0061 (Bond)
OCBC NISP C 2020 (Bond)
ORI0015 (Bond)
ORI016 (Bond)

Performance

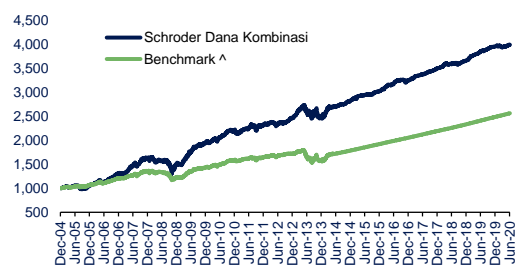
Performance	1 Month	3 Month	6 Month	YTD	1 Year	3 Year	5 Year	Since Inception
Schroder Dana Kombinasi	0.68%	1.29%	0.92%	0.92%	3.63%	18.40%	35.55%	299.30%
Benchmark [^]	0.53%	1.50%	3.04%	3.04%	6.31%	20.85%	38.25%	156.28%
Best Monthly Return:	5.59% (Jul-09)							
Worst Monthly Return:	-10.05% (Oct-08)							

Monthly Returns during the Last 5 Years



Source: Schroders.

Unit Price Movement Since Inception



Awards

Infobank Fund Rating 2019: Five-star Rating, the Best Balanced Product (AUM >IDR1tn) for 3 and 10 years period.

Bareksa-Kontan Award 2019: Gold Champion, the Best Balanced Product (AUM >IDR 250bn) for 5 years period.

Infobank Fund Rating 2019: Four-star Rating, the Best Balanced Product (AUM >IDR1tn) for 1 and 5 years period.

Custodian Bank

PT Bank HSBC Indonesia (formerly PT Bank Ekonomi Raharja), which has been operating in Indonesia since 1989, is part of the HSBC Group and has a license from OJK to operate as a custodian in the capital market based on decision No KEP-02/PM.2/2017 dated 20 January 2017. PT Bank HSBC Indonesia is registered and supervised by the OJK.

* not applicable if transaction is made through distribution agent.

[^] Effective Jun-2014, the fund's benchmark is Average deposit rate after tax + 2%. During Jan-2013 to Jun-2014, the benchmark was { 20% JCI + 80% (80% HSBC Bond Index + 20% 1 Month JIBOR) }. Prior to Jan-2013, the benchmark was { 20% JCI + 80% Average Deposit Rate }

BASED ON THE PREVAILING OJK REGULATION, SUBSCRIPTION, SWITCHING AND REDEMPTION CONFIRMATION LETTERS ARE VALID PROOF OF MUTUAL FUND UNITS OWNERSHIP, WHICH ARE ISSUED AND DELIVERED BY THE CUSTODIAN BANK.

INVESTMENT IN MUTUAL FUND CONTAINS RISKS. PRIOR TO INVESTING IN MUTUAL FUND, INVESTOR MUST READ AND UNDERSTAND THE FUND PROSPECTUS. PAST PERFORMANCE DOES NOT INDICATE FUTURE PERFORMANCE.

PT Schroder Investment Management Indonesia (PT SIMI) had received an investment manager license from, and is supervised by, the Indonesian Financial Services Authority (OJK). This document is prepared by PT SIMI for information purpose only and is prepared in accordance to provisions stipulated in Bapepam & LK regulation number V.B.4 article b and Bapepam & LK regulation number IV.D.1. It should not be considered as an offer to sell, or a solicitation of an offer to buy. All reasonable care has been taken to ensure that the information contained herein is not misleading, but no representation as to its accuracy or completeness. Prospective unit holder is advised not to rely solely on the information in this document. Losses that might arise will not be covered. From time to time, PT SIMI, its affiliated companies (if any) and its employees may have an interest in any transaction, securities or investments mentioned in this document. Similarly, PT SIMI or its affiliated companies (if any), may perform services, for, or solicit business from, any company referred to in this document. The value of investments can go down as well as up and is not guaranteed.